



# New Improved Series IMP

Athena's newest generation Series IMP modular hot runner controller continues to provide injection molders with new and highly productive user benefits not found on any other competitive controller.

Easy to set up and simple to use, the industry-leading IMP Series now offers users an added feature—the ability to monitor and display average output current to load. Other improved features include automatic CompuStep® Soft Start, and an improved display that allows error messages to be viewed from a greater distance.

## Features

- ▲ “New” current monitor feature displays average output current to load
- ▲ Simultaneous digital setpoint and digital temperature indication
- ▲ Available in 15-amp modules as well as single-zone 15- and 30-amp portable temperature controllers
- ▲ Compatible with all D-M-E Company's G SERIES and SMART SERIES® ITC, MCS, YUDO®, and INCOE® brand mainframes
- ▲ CompuStep® feature removes moisture from the heater before full power is applied
- ▲ CompuCycle® feature improves response time, reduces thermal fatigue and prolongs heater life by applying AC power smoothly and continuously
- ▲ Manual control for non-thermocouple applications, provides standby or “weekend” heat or to manually control temperature if a thermocouple fails
- ▲ Diagnostic and protection features include power “on”, power to load, manual mode, and over/under temperature, plus indicators and system protection for reversed and open thermocouples
- ▲ SafeChange™ “hot swap” feature allows safe removal and replacement of module



## Ordering Information




Series	Market		Current Rating		Special Options	
Code	Code	Type	Code	Type	Code	Option
IMP	D	Domestic	15	15 A	000	None**
	X	Export		30 A*		
	E	CE				

\* IMP only  
 \*\* Consult factory



# Technical Specifications

## Performance Specifications

Control Mode	CompuCycle® system
Ambient Temperature	Ambient to 999°F, or ambient to 535°C
Temperature Reset	Automatically corrects reset to within 2°F (1°C) at all settings
Control Accuracy	±1.0°F (±0.5°C) dependent on the total thermal system
Temperature Stability	±0.5% of full scale over the ambient range of 32°F to 140°F (0°C to 60°C)
Calibration Accuracy	Better than 0.2% of full scale
Power Response Time	Better than 0.13 sec
Compensated Manual Mode	Maintains constant output power to within 1% of manually set power level with line voltage variation from 192 to 264 volts. Power control range is from 0 to 100%, using the CompuCycle system power drive.
Over Temp. Indicator	The upper segment of the leftmost display will be "on" and the whole display flashes at about 2 Hz when the temperature error exceeds +30°F (+17°C)
Under Temp. Indicator	The lower segment of the leftmost display will be "on" and the whole display flashes at about 2 Hz when the temperature error exceeds -30°F (-17°C)
TC Break Indication	Flashing "  " on the leftmost display (in closed-loop and CompuStep)
TC Reverse	Flashing "  " on the leftmost display Indication (in closed-loop and CompuStep)
No Heat/Open Heater Indication	Flashing "  " center segment only of the leftmost display (in closed-loop)
CompuStep® System Control Mode	Variable stepping voltage, phase fired
CompuStep System Duration	Approximately 5 min
CompuStep System Output Voltage	Steps approximately from 25 V <sub>RMS</sub> to 170 V <sub>RMS</sub> with 240 Vac line input
CompuStep System Holding Temperature	256°F (125°C)
CompuStep System Override Temperature	200°F (93°C)
Operational Mode Priority	a. TC break, TC reverse and No Heat override CompuStep System b. Manual mode overrides TC break, TC reverse and No Heat

## Input Specifications

Thermocouple (T/C) Sensor	Type "J", grounded or ungrounded
External (T/C) Resistance	Greater than 1000 ohms

## Input Specifications

T/C Isolation	Isolated from ground and supply voltages
Cold Junction Compensation	Automatic, better than 0.02°F/F° (0.01°C/°C)
Input Type	Potentiometric
Input Impedance	22 megohms
Input Protection	Diode clamp, RC filter
Input Amplifier Stability	Better than 0.05°F/F° (0.03°C/°C)
Input Dynamic Range	Greater than 1000°F (535°C)
Common Mode Rejection Ratio	Greater than 100 dB
Power Supply Rejection Ratio	Greater than 90 dB

## Output Specifications

Voltages	240 Vac nominal, single phase 120 Vac available
Power Capability	15 amperes, 3600 watts @ 240 Vac, 30 amperes, 7200 watts @ 240 Vac
Output Switch	Internal solid state triac, triggered by ac zero crossing pulses
Overload Protection	Triac and load use high speed fuses. Both sides of ac line are fused.
Power Line Isolation	Optically and transformer isolated from ac lines. Isolation voltage is greater than 2500 volts.

## Controls and Indicators

Setpoint Control	Precision 3 digit pushbutton switch, direct reading; Range: 0 to 999°F (535°C); Resolution: 1°F (1°C); Accuracy: Better than 0.5°F (0.3°C)
Manual Power	Single turn potentiometer, calibrated scale; Control Range: 0-100%; Linearity: 10%
Mode Control	3-position sliding switch selects mode of operation: 1. top position-Manual mode 2. middle position-Auto mode 3. bottom position-Auto mode with CompuStep system
Power ON/OFF	Rocker switch, UL, CSA, VDE approved

## Electrical Power Specifications

Input Voltage	95-265 Vac
Frequency	50 Hz ± 3 Hz, 60 Hz ± 3 Hz
DC Power Supplies	Internal generated, regulated and temperature compensated
Module Power Usage	Less than 3 watts, excluding load



Athena Controls, Inc.  
5145 Campus Drive • Plymouth Meeting, PA 19462-1129 USA  
Toll free: 1.800.782.6776 • Tel: 1.610.828.2490  
Fax: 1.610.828.7084 • E-mail: mktg@athenacontrols.com  
www.athenacontrols.com

CompuStep®, CompuCycle®, and SafeChange™ are trademarks of Athena Controls, Inc. SMART SERIES® is a registered trademark of D.M.E. Co. YUDO® is a registered trademark of YudoCo, Ltd. INCOE® is a registered trademark of Incoe Corporation  
©Copyright, Athena Controls, Inc., 2009 Printed in USA